

Haus 2

Studio 6 Ton Ost Stage 6

Grundriss M 1:200 @A3
Floor Plan 1:200

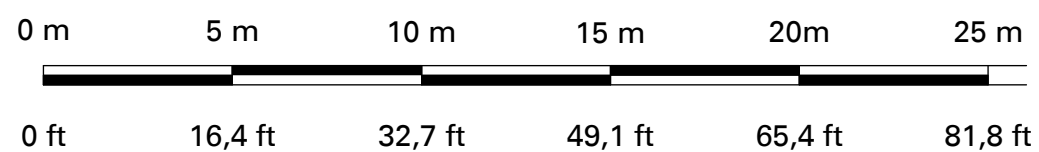
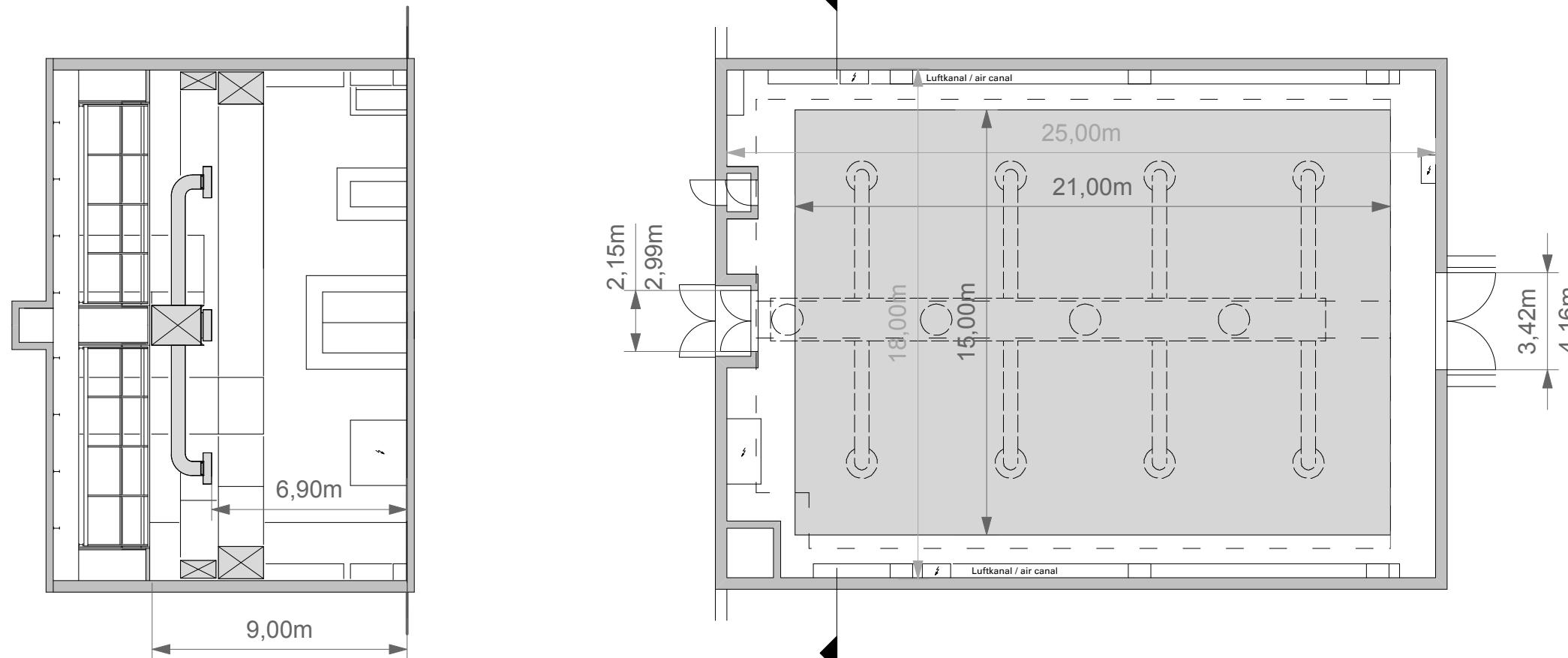
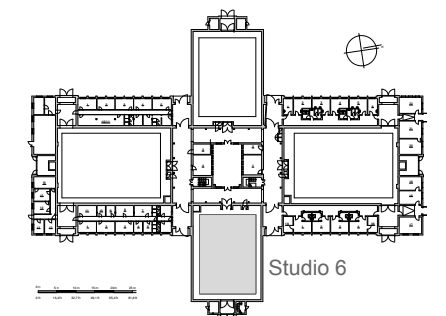
Studiofläche ges. 450m²
Total Area 4844ft²

Baufläche 21,00 x 15,00m
Construction Area 68,88 x 49,20ft

Bauhöhe max. 6,90m
Construction Height 22,63ft

max. Bodenbelastung 1000kg/m²
max. Floor Load Capacity 200lb/ft²

Alle Maße sind vor Ort zu prüfen.
All measurements are to be checked on site.



**Ton Ost
Studio 6**
Baufläche 21,00 x 15,00m
Bauhöhe max. 6,90m
Stage 6
Construction Area 68,88 x 49,20ft
Construction Height 22,63ft

Kontakt:
Contact: Stage Rental

Studio Babelsberg AG
Studio- und Atelierbetrieb
August-Bebel-Straße 26-53
14482 Potsdam

+49 (0) 331 / 721 21 06
StageRental@studiobabelsberg.com

www.studiobabelsberg.com